



gMotio



Updated: March 2021

ICONA
DESIGNED WITH YOU IN MIND

PROMOTAL

gMotio

The gMotio gynaecology couch was designed following 2 years of study with health professionals in Europe and the Middle East. It has been tested by around 20 doctors and 100 patients. gMotio has been designed to provide effective and comfortable treatment, both for the practitioner and for their patients. With its extensive experience, Promotal has created a synergy between two featured products: the Elite gynaecology couch and the eMotio examination couch. gMotio is already considered a must-have gynaecology couch.





EQUALITY OF TREATMENT

MAKE LIFE EASIER FOR YOUR PATIENTS WITH REDUCED MOBILITY WITH:

- > Starts at 57cm from the ground
- > Electrical support accompaniment of all patient movements
- > Electrical moving footrests (depending on model)



EFFICIENCY

IMPROVE THE FLOW OF YOUR EXAMINATION WITH:

- > An integrated leg rest extension for a trendelenburg position (opt)
- > 3 programmable positions (9 as accessories)
- > Autonomous movements: Press once to change positions
- > Intuitive control and its already configured patient start position
- > Integrated lighting in the table (depending on model)
- > Standard seat rails



ERGONOMICS

ALWAYS PROVIDING THE BEST POSITION FOR YOU AND YOUR PATIENT:

- > Precise work on the seat design and foam density
- > Variable height from 57 to 118,5cm (with tilt)
- > Precise and adjustable tilt, easy speculum placement
- > Controls at the right place on the backrest and on the feet
- > Built in retractable wheels for short trips



SAFETY

EASY CLEANING OF YOUR COUCH:

- > Seamless upholstery
- > Removable seat and backrest for easy cleaning
- > Cataphoresis treatment of the structure for longevity and hygiene of the product
- > Removable ABS tray
- > Electrically activated wheels by sustained contact

SAFEGUARD YOUR EXAMINATIONS:

- > Safety sensors
- > Safety battery
- > Dual control

gMotio



**ELECTRICAL FOOT RESTS
+ INTEGRATED LIGHTING**
— Ref 15640-01 (pictured above)

ELECTRICAL FOOT RESTS
— Ref 15630-01

Model presented with accessories



STIRRUPS ON CLAMPS
— Ref 15620-01



LEG RESTS ON CLAMPS
— Ref 15626-01



GOEPEL ON CLAMPS
— Ref 15624-01

gMotio

- OPTIONS
- ACCESSORIES



Integrated mains socket and equipotential terminal
(EUROPE, UK, US) Ref. 40400-1
(DK, IT, AUS, CH) Ref. 40400-2



Urology tray
(replacing the std tray)
Ref. 2061-30



Stainless steel tray
(replacing the std tray)
Ref. 15966-01



Leg rest extension
Ref. 15672-01



PVC Glass extension leg
rest protection
Ref. 15907-01



Pair of coated stirrups
(add x2 clamps 878-12)
Ref. 12850 (+ 2 x 878-12)
Incompatible with 15630-01
and 15640-01



Pair of plastic leg rests
(add x2 clamps 878-12)
Ref. 840 (+ 2 x 878-12)
Incompatible with 15630-01
and 15640-01



Pair of covers for leg
rests
Ref. 861



Pair of goepfels
(add x2 clamps 878-12)
Ref. 845 (+ 2 x 878-12)
Incompatible with 15630-01
and 15640-01



Single armrest
(add x1 clamp 878-12)
Ref. 2536
(+ 878-12)



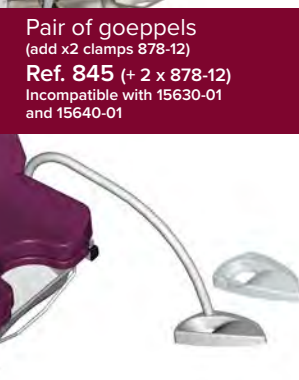
Armrest cover
(for models 2536)
Ref. 2537



Footrest hoop cover
(for models 15630-01 & 15640-01)
Ref. 15861-01



Adjustable headrest
(iQuest 3055-20 and gMotio)
Ref. 11679-01



PVC Glass footrest
protection
Ref. 15905-01



PVC Glass seat protection
Ref. 15906-01



Manual remote control
(9 programmable positions)
Ref. 15031-10



Self-locking serum holder
rod 2 hooks
Ref. 2985-01 (+ 878-12)



Serum rod holder
2 hooks with stop
Ref. 985-01 (+ 878-12)



Splash guard
Ref. 12677-01



Colpo support. Zeiss d.38
for gMotio*
Ref. 15840-01

*suppresses autonomous movements



Colpo support. Pivoting
Leisegang for gMotio*
Ref. 15810-01

*suppresses autonomous movements



Olympus right colpo
support for gMotio*
Ref. 15850-01

*suppresses autonomous movements



Olympus left colpo
support for gMotio*
Ref. 15851-01

*suppresses autonomous movements



Stainless steel backrest
rail (pair) 25x10 mm
Ref. 15879-01



Sliding clamp for rail 25x10
mm, ø 16/18 mm
Ref. 878-12



Rotary clamp for rail
25x10 mm
Ref. 879-10



Lamp support for rail*
25x10 mm Ref. 295-01

*to select a light, please refer
to the specific documentatio



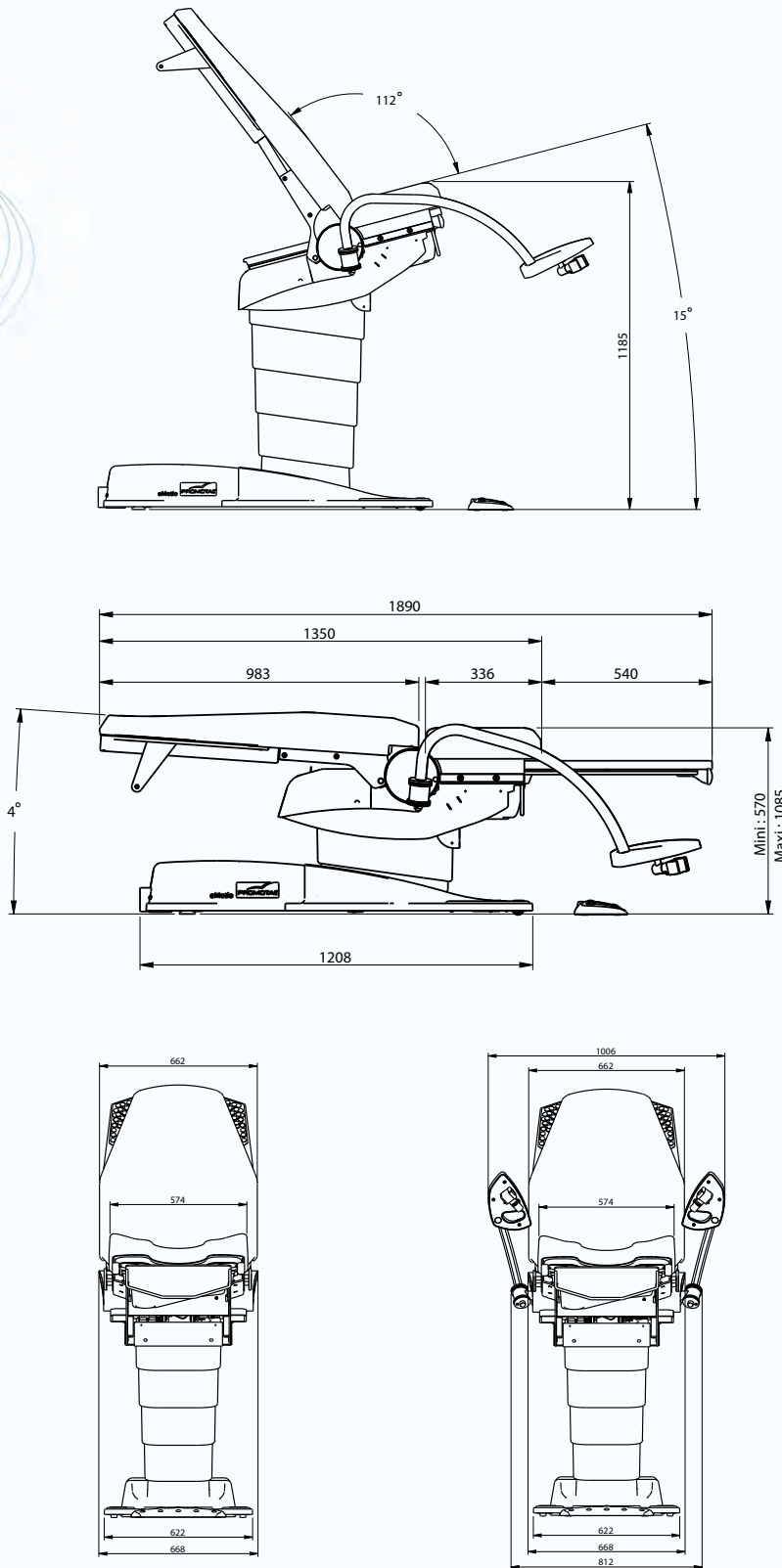
Lamp
(Refer to the documentation)

gMotio

MODELS 15620-01/15624-01/15626-01 :
 NET WEIGHT : 177KG
 GROSS WEIGHT : 210KG
 PACKAGE VOLUME : 1,02M3

MODEL 15630-01 :
 NET WEIGHT : 181KG
 GROSS WEIGHT : 214KG
 PACKAGE VOLUME : 1,02M3




















MODEL 15640-01 :
 NET WEIGHT : 182KG
 GROSS WEIGHT : 215KG
 PACKAGE VOLUME : 1,02M3



15620-01 / 15624-01 / 15626-01

15630-01 / 15640-01

UPHOLSTERY COLOURS

- | | | |
|-----------------|---|---------|
| 32 - BLUE |  | CLASSIC |
| 93 - COTTAGE |  | |
| 35 - RED |  | |
| 34 - YELLOW |  | |
| 91 - WHITE |  | |
| 92 - MARINE |  | VITAMIN |
| 56 - DARKNESS |  | |
| 57 - ANTISTATIC |  | |
| 64 - GRAPE |  | |
| 67 - LAGOON |  | |
| 66 - SWEET |  | COSY |
| 63 - CEDRAT |  | |
| 80 - SKY |  | |
| 81 - SEA GREEN |  | |
| 65 - LILAC |  | |
| 96 - TIN |  | |
| 82 - MOUSE GREY |  | |
| 83 - NATURAL |  | |
| 84 - CHOCOLATE |  | |